

Scaled data based on original data using  
LM-79-08 Approved Method: Electrical and Photometric Measurements of Solid-  
State Lighting Products

Test Report Prepared for  
Cooper Lighting Solutions  
(formerly Eaton)

Brand: INVUE

Report Number: P401291

Luminaire Tested: **ENC-SA1C-735-U-SL4-HSS**

Issue Date: 5/20/2020

**Test Information**

Test Method: LM-79-08  
Report Number: P401291  
TEST IS SCALED FROM IESNA LM-79-08 TEST DATA (G1-2004-754-6)  
Test Lab: INNOVATION CENTER  
Issue Date: 5/20/2020  
Manufacturer: COOPER LIGHTING SOLUTIONS (FORMERLY EATON)  
Product Line: INVUE  
Catalog Number: ENC-SA1C-735-U-SL4-HSS  
Description: ENTRI LED LUMINAIRE  
(1) 70 CRI, 3500K, 615mA LIGHTSQUARE WITH 16 LEDS AND TYPE IV SPILL LIGHT  
ELIMINATOR OPTICS WITH HOUSE SIDE SHIELD  
Light Source: -  
Ballast/Driver: ELECTRONIC DRIVER

**Summary**

Lumens per Lamp: N/A  
Luminaire Lumens: 3477 lumens  
Efficiency: N/A  
Efficacy: 104.4 lumens/watt  
Luminous Opening: Rectangular (W 0.5' x L: 0.5' x H: 0')  
IES Classification: Type IV - Short - Semi-Cutoff  
BUG Rating: B0 - U0 - G1

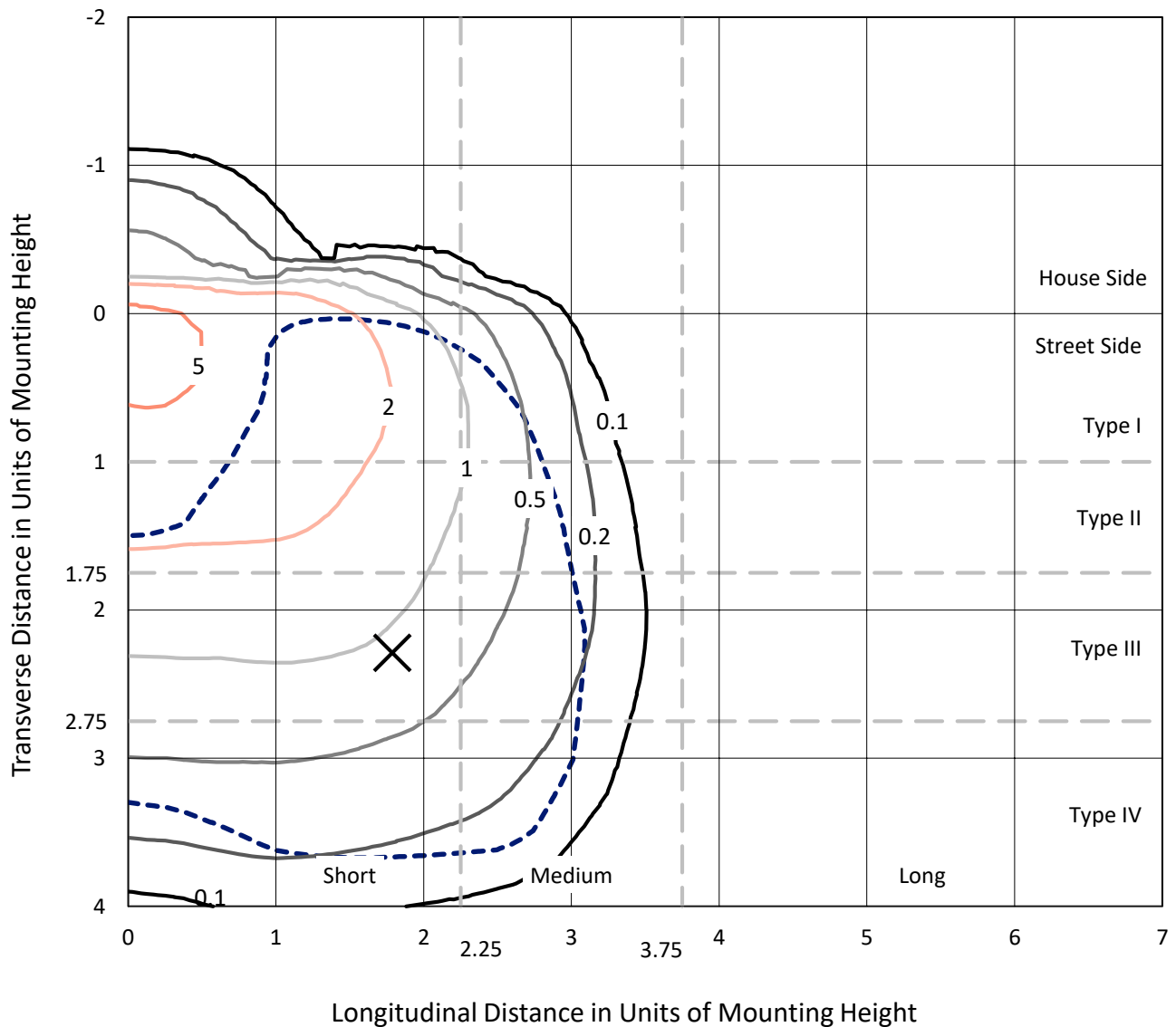
Input Watts (W): 33.3  
Input Voltage (V): NR  
Input Current (Ain): NR  
Voltage Rise (V): NR  
Power Factor: NR  
Total Harmonic Distortion (THDi): NR  
Frequency (hertz): 60  
Stabilization Time: NR  
Operation Time: NR  
Ambient Temperature (°C): NR  
Test Distance: 25 FT



REPORT NUMBER: P401291  
 CATALOG NUMBER: ENC-SA1C-735-U-SL4-HSS

### Iso-Footcandle Lines of Horizontal Illumination

× Max cd  
 - - - 1/2 Max cd

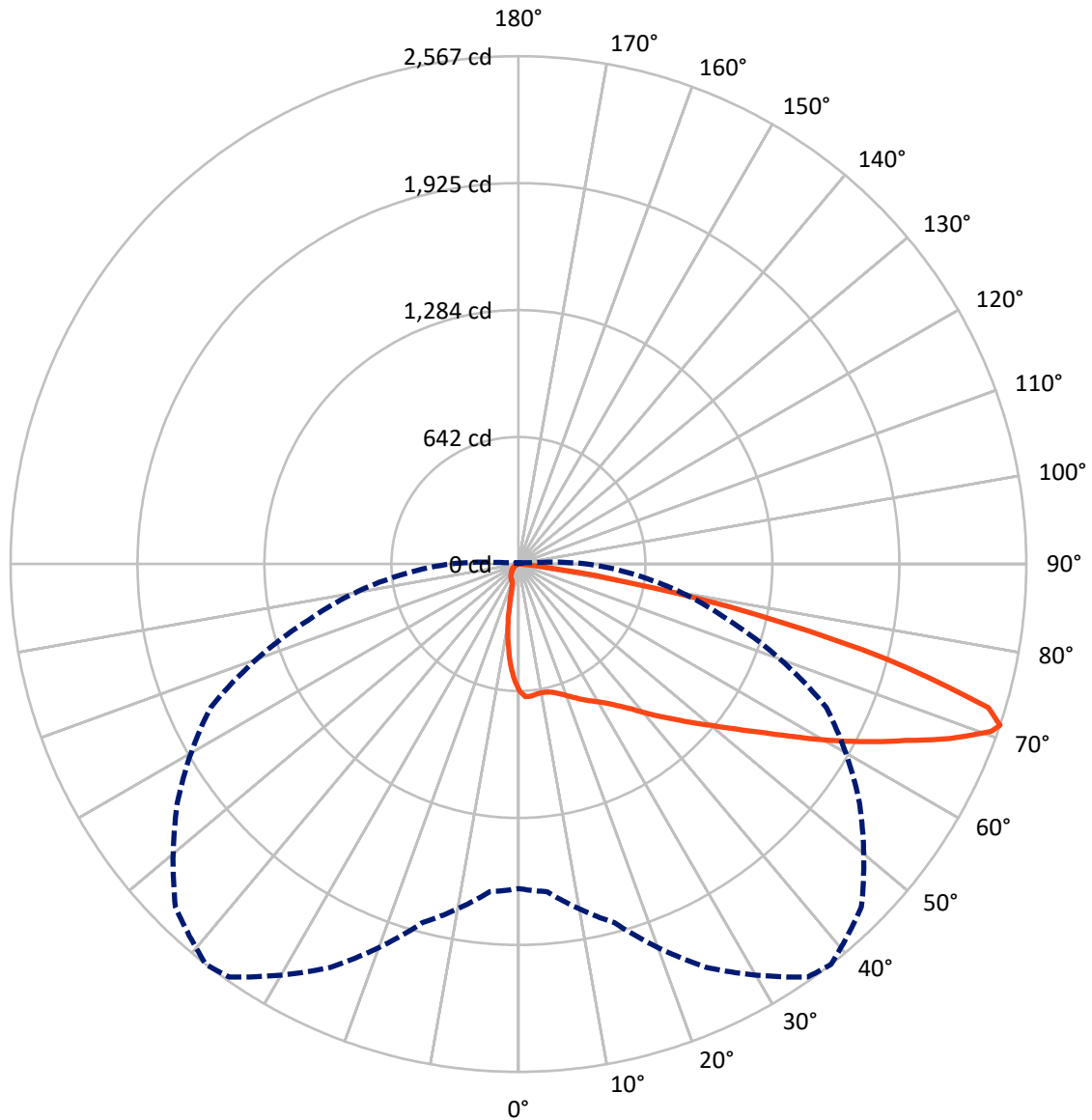


Based on 10 foot mounting height. Maximum calculated value = 6.6 fc  
 Type IV - Short - Semi-Cutoff

REPORT NUMBER: P401291

CATALOG NUMBER: ENC-SA1C-735-U-SL4-HSS

### Luminous Intensity Polar Plot



— Vertical Plane Through 38-Deg Lateral      - - - Horizontal Cone Through 71-Deg Vertical

REPORT NUMBER: P401291

CATALOG NUMBER: ENC-SA1C-735-U-SL4-HSS

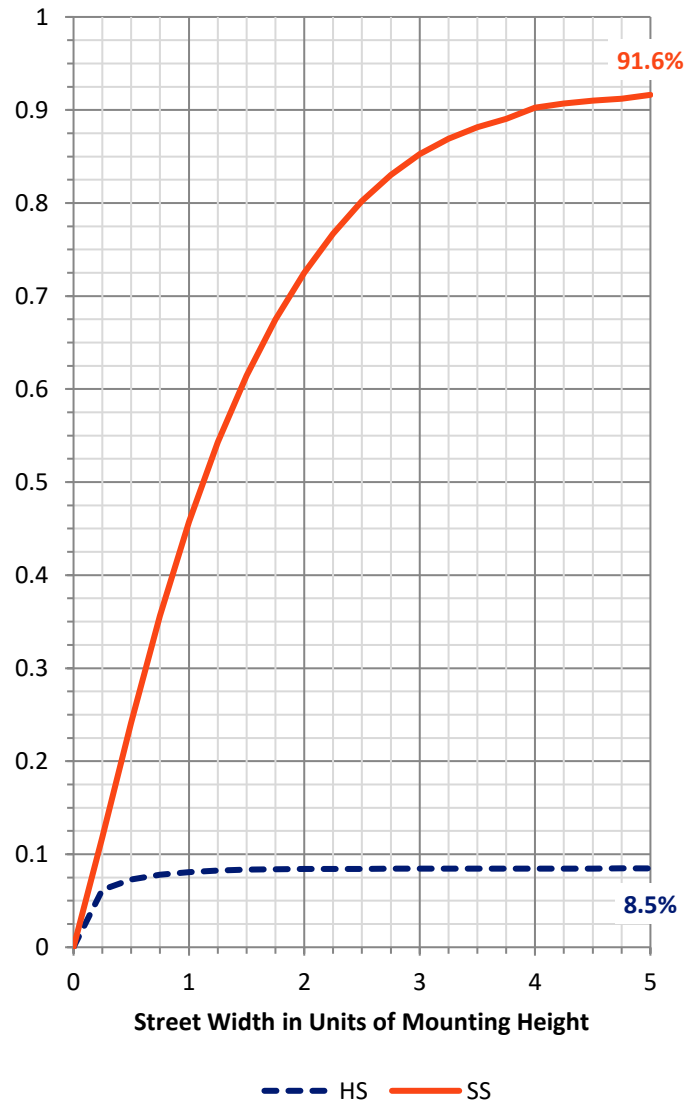
**FLUX DISTRIBUTION:**

		Downward	Upward	Total
<b>House Side</b>	Lumens	297.0	0.0	297.0
	% Fixture	8.5	0.0	8.5
<b>Street Side</b>	Lumens	3180.0	0.0	3180.0
	% Fixture	91.5	0.0	91.5
<b>Total</b>	Lumens	3477.0	0.0	3477.0
	% Fixture	100.0	0.0	100.0

**Coefficient of Utilization**

**ZONAL LUMENS:**

Zone	Lumens	% Fixture
0°-10°	54.1	1.6
10°-20°	131.1	3.8
20°-30°	210.2	6.0
30°-40°	319.8	9.2
40°-50°	498.4	14.3
50°-60°	728.7	21.0
60°-70°	934.7	26.9
70°-80°	571.3	16.4
80°-90°	28.7	0.8
90°-100°	0.0	0.0
100°-110°	0.0	0.0
110°-120°	0.0	0.0
120°-130°	0.0	0.0
130°-140°	0.0	0.0
140°-150°	0.0	0.0
150°-160°	0.0	0.0
160°-170°	0.0	0.0
170°-180°	0.0	0.0
0°-90°	3477.0	100.0
0°-180°	3477.0	100.0



REPORT NUMBER: P401291

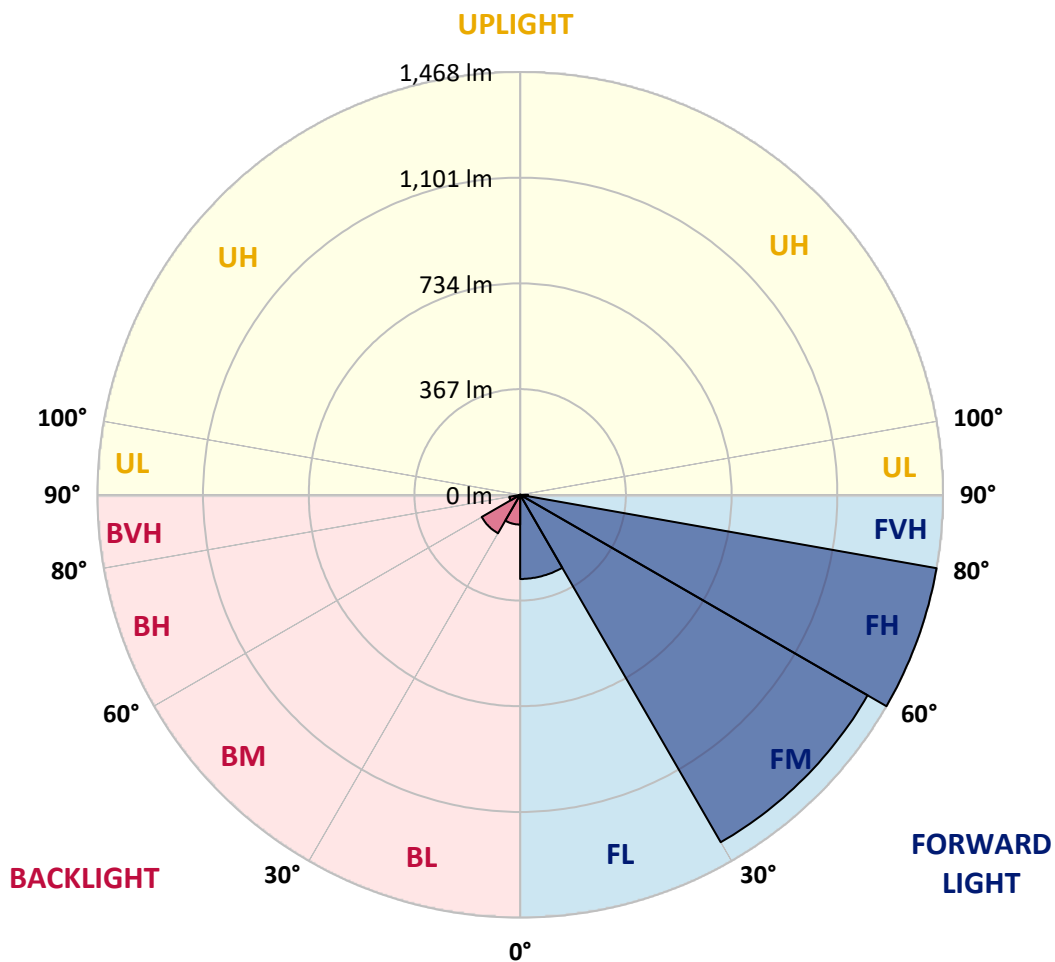
CATALOG NUMBER: ENC-SA1C-735-U-SL4-HSS

**LUMINAIRE CLASSIFICATION SYSTEM LUMEN TABLE AND BUG RATING:**

Zone		Lumens	% Fixture	Zone Rating/Lumen Limit		
				B	U	G
FL	(0°-30°)	292.1	8.4			
FM	(30°-60°)	1392.6	40.1			
FH	(60°-80°)	1467.9	42.2			G1/1800
FVH	(80°-90°)	27.4	0.8			G1/100
BL	(0°-30°)	103.3	3.0	B0/110		
BM	(30°-60°)	154.3	4.4	B0/220		
BH	(60°-80°)	38.2	1.1	B0/110		G0/110
BVH	(80°-90°)	1.3	0.0			G0/10
UL	(90°-100°)	0.0	0.0		U0/0	
UH	(100°-180°)	0.0	0.0		U0/0	

**BUG Rating: B0-U0-G1**

Type IV Short





REPORT NUMBER: P401291

CATALOG NUMBER: ENC-SA1C-735-U-SL4-HSS

**CANDELA DISTRIBUTION (FULL):**

	0°	5°	15°	25°	35°	38°	45°	55°	65°	75°	85°
0°	641.0	641.0	641.0	641.0	641.0	641.0	641.0	641.0	641.0	641.0	641.0
2.5°	678.9	677.1	678.9	677.1	673.5	671.7	669.3	662.7	656.7	649.4	638.6
5°	680.2	678.9	678.9	676.5	672.3	670.5	668.1	661.5	653.6	642.8	626.5
7.5°	673.5	672.9	671.7	669.3	664.5	663.3	661.5	653.6	645.8	634.4	614.5
10°	662.7	663.9	663.3	663.3	661.5	660.3	659.1	650.0	641.6	628.3	607.3
12.5°	652.4	653.6	656.7	661.5	663.3	663.9	663.9	654.8	644.6	630.1	608.5
15°	645.8	648.2	656.7	666.3	671.7	673.5	675.3	665.7	653.6	638.0	615.1
17.5°	644.0	647.6	663.9	678.9	689.2	690.4	690.4	678.3	665.7	647.6	622.9
20°	650.0	654.8	675.9	697.0	709.7	710.9	708.5	692.8	677.7	657.9	629.5
22.5°	668.1	672.3	696.4	721.1	733.2	734.4	728.9	707.3	691.0	674.7	638.6
25°	699.4	701.8	727.7	751.2	757.9	759.7	750.6	724.7	706.1	691.0	651.2
27.5°	741.0	742.2	765.7	783.2	784.4	783.8	774.1	747.0	728.3	715.7	670.5
30°	784.4	786.2	805.5	816.9	812.1	809.7	801.2	772.3	755.5	745.8	698.2
32.5°	824.7	826.5	847.6	853.7	842.8	841.0	835.0	804.3	789.8	794.6	738.0
35°	864.5	864.5	888.6	891.6	882.0	882.0	882.0	845.2	842.8	859.1	793.4
37.5°	900.0	906.1	931.4	930.2	928.4	929.6	933.2	905.5	913.9	941.6	866.3
40°	930.2	938.0	971.7	974.7	982.6	989.2	994.6	980.2	1000.0	1045.2	959.7
42.5°	957.3	966.3	1009.7	1023.5	1045.2	1054.3	1064.5	1060.9	1104.9	1187.4	1079.0
45°	992.2	1001.9	1046.4	1079.6	1109.7	1121.7	1144.6	1160.3	1233.2	1327.2	1207.9
47.5°	1038.6	1045.2	1086.2	1138.6	1179.6	1201.3	1236.8	1277.2	1365.7	1475.4	1322.9
50°	1101.9	1102.5	1133.2	1201.3	1262.1	1285.6	1347.0	1399.5	1510.3	1606.1	1406.1
52.5°	1171.7	1168.1	1192.2	1278.4	1355.5	1387.4	1459.7	1532.6	1644.0	1700.7	1443.4
55°	1238.0	1239.8	1254.9	1360.3	1473.0	1503.7	1595.3	1669.3	1766.3	1758.5	1463.9
57.5°	1314.5	1313.9	1333.2	1450.1	1610.3	1645.9	1741.6	1802.5	1840.4	1800.1	1467.5
60°	1386.8	1385.0	1414.5	1557.3	1756.7	1809.1	1895.3	1892.9	1914.5	1826.6	1464.5
62.5°	1451.3	1455.5	1507.3	1682.0	1920.6	1977.2	2020.6	1990.4	1996.5	1857.3	1427.2
65°	1529.6	1537.4	1621.2	1833.2	2123.0	2150.1	2167.0	2118.2	2057.9	1832.6	1313.9
67.5°	1628.4	1651.9	1770.0	2056.1	2333.8	2352.5	2353.1	2195.3	2055.5	1707.9	1104.9
70°	1667.5	1692.2	1880.2	2232.6	2511.6	2535.1	2461.6	2183.2	1893.5	1337.4	745.8
71°	1640.4	1662.7	1877.2	2249.5	2548.3	2567.0	2451.9	2104.3	1716.9	1101.9	577.7
72.5°	1444.6	1502.5	1761.5	2143.5	2482.6	2483.2	2295.9	1918.2	1365.7	688.0	290.4
75°	780.2	850.0	1291.0	1631.4	1915.1	1930.2	1766.3	1332.0	660.9	178.3	70.5
77.5°	257.2	289.8	578.9	847.0	1201.3	1224.8	1080.2	591.6	208.4	60.2	36.7
80°	161.5	165.1	195.8	356.0	534.4	554.2	444.6	239.8	94.0	33.1	25.3
82.5°	27.1	32.5	92.2	104.8	188.6	149.4	101.2	122.3	44.0	15.1	21.7
85°	0.0	0.0	0.6	0.6	3.0	0.6	0.6	24.7	2.4	2.4	11.4
87.5°	0.0	0.0	0.6	0.6	0.6	0.6	0.6	0.6	0.0	0.0	0.0
90°	0.0	0.0	0.0	0.0	0.0	0.0	0.0	0.0	0.0	0.0	0.0



REPORT NUMBER: P401291

CATALOG NUMBER: ENC-SA1C-735-U-SL4-HSS

**CANDELA DISTRIBUTION (continued):**

	90°	95°	105°	115°	125°	135°	145°	155°	165°	175°	180°
0°	641.0	641.0	641.0	641.0	641.0	641.0	641.0	641.0	641.0	641.0	641.0
2.5°	633.8	628.9	619.3	609.1	596.4	585.6	582.0	574.1	570.5	567.5	567.5
5°	616.3	607.9	587.4	566.3	545.8	524.1	504.2	485.6	476.5	463.9	469.9
7.5°	601.8	587.4	558.5	525.3	483.2	440.4	407.2	378.3	354.2	346.4	341.0
10°	591.6	573.5	531.3	480.7	419.3	358.4	307.2	259.6	231.9	215.1	215.1
12.5°	590.4	567.5	512.7	435.0	346.4	263.9	200.6	155.4	133.1	122.9	122.3
15°	594.6	566.9	495.8	393.4	279.5	183.1	125.3	105.4	100.0	98.8	98.8
17.5°	598.2	566.3	475.9	346.4	206.0	120.5	99.4	95.8	94.6	94.0	94.0
20°	601.8	563.3	453.0	293.4	145.8	98.2	92.8	91.0	90.4	89.8	89.8
22.5°	606.7	560.3	429.5	233.1	107.8	91.6	88.6	86.8	86.1	86.1	86.1
25°	613.3	558.5	400.6	176.5	92.8	86.8	83.7	82.5	82.5	81.9	81.9
27.5°	625.9	560.3	369.3	126.5	86.8	81.9	80.1	78.9	78.9	78.3	78.3
30°	643.4	565.7	330.1	98.8	81.9	77.1	75.3	74.7	74.1	74.1	74.1
32.5°	668.1	574.1	287.4	84.3	75.9	72.3	70.5	69.9	69.9	69.9	69.3
35°	706.1	591.6	235.0	77.1	70.5	66.9	65.1	65.1	65.1	64.5	65.1
37.5°	763.9	619.9	181.9	71.1	64.5	61.4	60.2	59.6	59.6	59.6	59.6
40°	836.8	665.7	132.5	65.7	59.0	56.0	54.8	54.2	53.6	53.6	53.6
42.5°	930.8	716.3	96.4	59.6	54.2	51.2	50.0	48.8	47.6	47.0	47.0
45°	1028.4	776.5	75.3	54.8	49.4	47.0	45.8	44.0	42.2	40.4	40.4
47.5°	1122.9	822.9	64.5	49.4	45.2	42.8	41.6	39.2	36.1	34.3	34.3
50°	1182.6	837.4	57.8	44.6	41.0	39.2	37.4	34.3	30.1	28.3	28.3
52.5°	1201.3	810.9	51.8	40.4	37.4	35.5	33.1	28.9	24.7	22.3	22.3
55°	1208.5	759.7	45.8	37.4	33.7	31.3	28.3	24.1	19.9	17.5	17.5
57.5°	1199.4	687.4	41.0	33.7	30.1	27.7	24.1	19.3	15.1	13.3	13.3
60°	1168.7	582.6	36.7	30.1	26.5	23.5	19.9	15.1	11.4	9.0	9.6
62.5°	1085.6	450.6	31.9	25.3	22.9	19.9	15.7	11.4	7.2	6.0	6.0
65°	953.1	312.1	27.1	21.1	19.3	16.3	12.0	7.8	4.2	3.6	3.6
67.5°	774.1	201.8	21.1	17.5	16.3	13.3	9.0	4.8	2.4	2.4	1.8
70°	486.2	100.0	16.9	13.3	13.3	10.2	6.6	3.0	1.8	1.8	1.8
71°	344.0	68.1	15.1	12.0	12.0	9.6	6.0	2.4	1.8	1.8	1.8
72.5°	155.4	42.8	12.7	10.8	10.2	7.8	5.4	2.4	2.4	2.4	2.4
75°	48.8	23.5	9.0	8.4	8.4	6.6	4.8	3.0	3.0	3.0	3.0
77.5°	32.5	18.1	6.0	5.4	6.6	6.6	4.8	3.6	3.6	3.6	3.6
80°	26.5	9.6	3.6	3.6	4.8	6.0	4.8	3.6	4.2	3.6	3.6
82.5°	25.9	4.8	1.2	1.8	3.0	3.6	3.6	3.0	3.6	3.6	3.6
85°	10.8	1.2	0.6	1.2	1.2	1.8	1.8	2.4	3.0	3.0	3.0
87.5°	0.0	0.0	0.0	0.0	0.6	0.6	1.2	1.2	1.8	2.4	2.4
90°	0.0	0.0	0.0	0.0	0.0	0.0	0.0	0.0	0.0	0.0	0.0

(END OF REPORT)